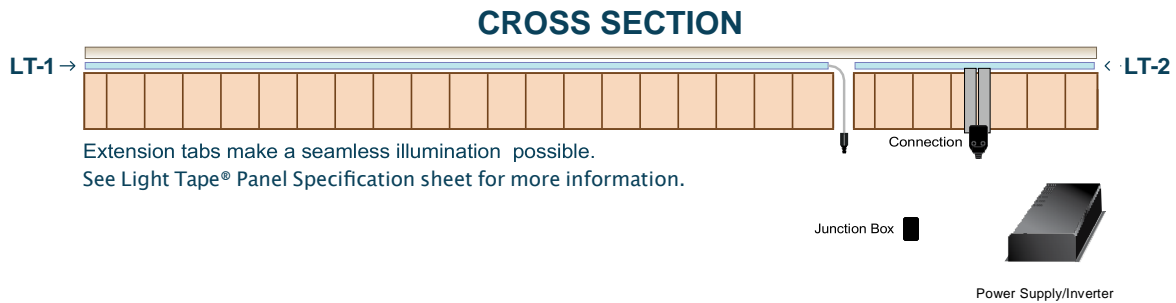
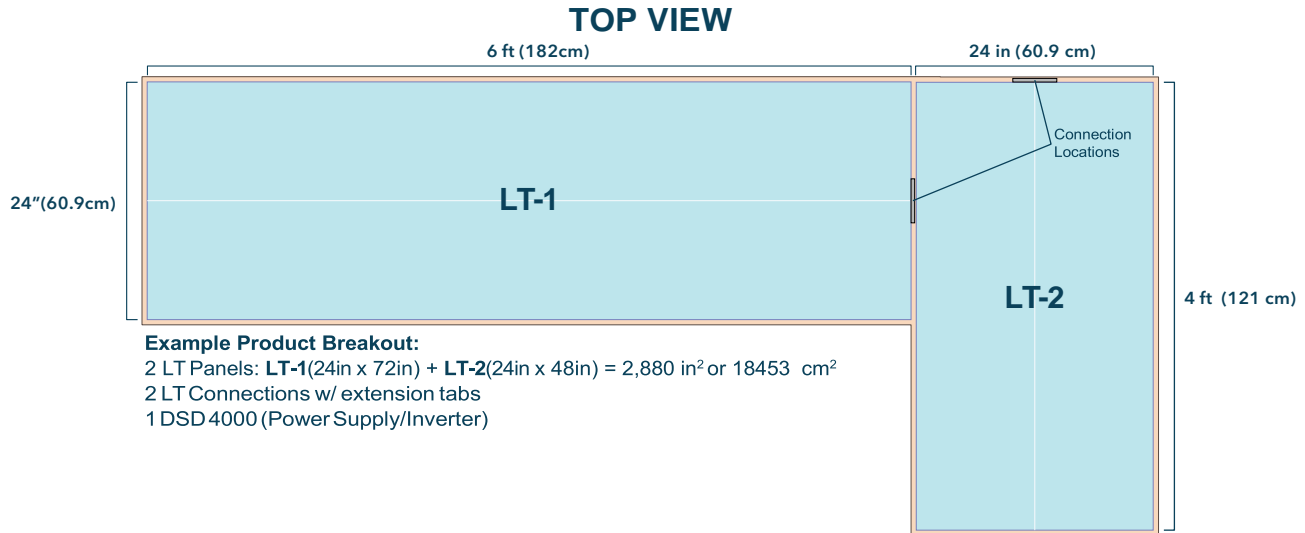


# Backlighting Materials: Top View

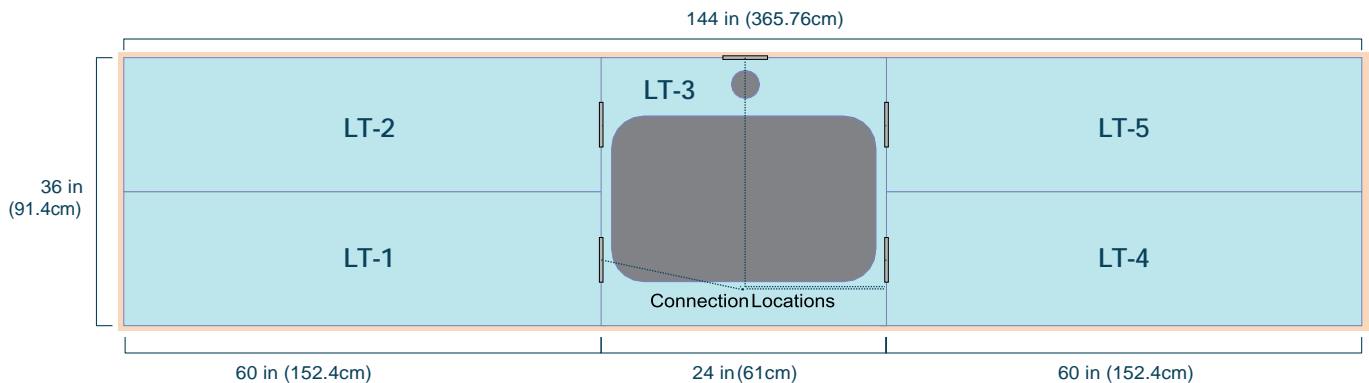
## BASIC BAR, COUNTER TOP OR WALL

Any surface area can be evenly illuminated with a minimal number of panels and connections. A bar design resembling the one below would require only two Light Tape® panels and one power supply. The Light Tape® panel is placed directly on surface with double sided adhesive.



## SURFACE WITH CUT OUTS

Light Tape® panels can be custom cut to any shape and placed side-by-side or overlapping to seamlessly illuminate any surface. For custom shapes, an AI file or template will be needed.



4 LT Panels: LT-1, LT-2, LT-4, LT-5 (4)(18"x 60") = 4,320 in<sup>2</sup> or (4)(45.7cm x 152.4cm) = 6964.7cm<sup>2</sup>  
 1 LT Custom Panel LT-3 (24"x 3') - (1'x2' cutout) = 576 in<sup>2</sup> or (61cm x 91.4cm) - (30.5cm x 61 cm cutout) = 3653.9  
 5 LT Connections w/ extension tabs  
 1 SD 8000 (total 4,896 in<sup>2</sup>)